

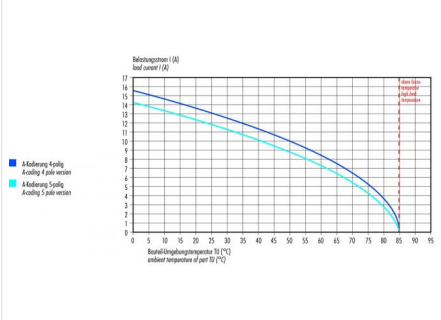
Product
Pole

Contacts: 4, Cable plug connector, POWER, screw terminal connection, UL approval
4

Area
Article number

M12-A Series 713 POWER
99 0429 19 04

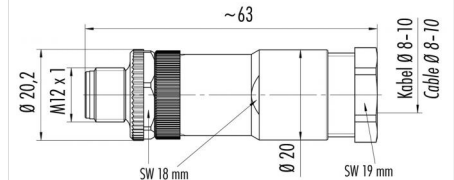
Deratingkurven



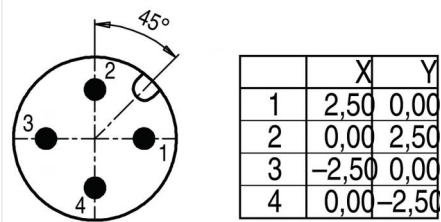
Illustration



Scale drawing



Contact Arrangement



You can find the assembly instruction on the next page.

Technical data

Common values

Connector Design	Cable plug connector
Connector locking system	screw
Termination	Screw terminal
Wire gauge (mm)	max. 1.5 mm ²
Wire gauge (AWG)	max. 16
Cable outlet	8 - 10 mm
Upper temperature	85 °C
Lower temperature	-40 °C

Electrical values

Rated voltage	250 V
Rated impulse voltage	2500 V
Pollution degree	3
Overvoltage category	II
Material group	II
Rated current (40°C)	8 A
Volume resistivity	≤ 3 mΩ
EMV compliance	nicht schirmbar
Degree of protection	IP67
Mechanical operation	> 100 mating cycles

Material

Material of contact	CuZn (Brass)
Contact plating	Au (Gold)
Material of contact body	PA
Material of housing	PA

Contacts: 4, Cable outlet: 8- 10 mm, cable plug connector, POWER, screw terminal connection, UL approval

Product

Contacts: 4, Cable plug connector, POWER,
screw terminal connection, UL approval
4

Area
Article number

M12-A Series 713 POWER
99 0429 19 04

Pole

Installation instructions / Mounting cutout

