
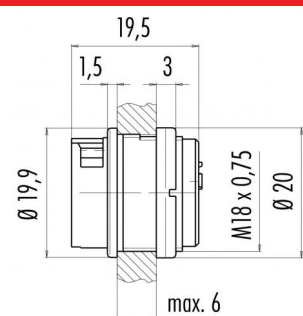
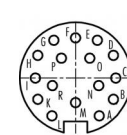


# Product sheet

## Miniature connector



Product	<b>Contacts: 16, female panel mount connector</b>	Area	<b>Bayonet IP40 Series 678</b>
Pole	<b>16</b>	Article number	<b>99 0660 00 16</b>

Illustration	Scale drawing	Contact Arrangement																																																			
		 <table border="1" style="margin-left: auto; margin-right: auto;"> <thead> <tr> <th></th> <th>X</th> <th>Y</th> </tr> </thead> <tbody> <tr><td>A</td><td>2,50</td><td>-4,00</td></tr> <tr><td>B</td><td>4,00</td><td>-2,25</td></tr> <tr><td>C</td><td>4,25</td><td>0,00</td></tr> <tr><td>D</td><td>4,00</td><td>2,40</td></tr> <tr><td>E</td><td>2,30</td><td>4,00</td></tr> <tr><td>F</td><td>0,00</td><td>4,25</td></tr> <tr><td>G</td><td>-2,30</td><td>4,00</td></tr> <tr><td>H</td><td>-4,00</td><td>2,40</td></tr> <tr><td>I</td><td>-4,25</td><td>0,00</td></tr> <tr><td>K</td><td>-4,00</td><td>-2,25</td></tr> <tr><td>L</td><td>-2,50</td><td>-4,00</td></tr> <tr><td>M</td><td>0,00</td><td>-2,60</td></tr> <tr><td>N</td><td>2,45</td><td>-0,80</td></tr> <tr><td>O</td><td>1,50</td><td>2,10</td></tr> <tr><td>P</td><td>-1,50</td><td>2,10</td></tr> <tr><td>R</td><td>-2,40</td><td>-0,80</td></tr> </tbody> </table>		X	Y	A	2,50	-4,00	B	4,00	-2,25	C	4,25	0,00	D	4,00	2,40	E	2,30	4,00	F	0,00	4,25	G	-2,30	4,00	H	-4,00	2,40	I	-4,25	0,00	K	-4,00	-2,25	L	-2,50	-4,00	M	0,00	-2,60	N	2,45	-0,80	O	1,50	2,10	P	-1,50	2,10	R	-2,40	-0,80
	X	Y																																																			
A	2,50	-4,00																																																			
B	4,00	-2,25																																																			
C	4,25	0,00																																																			
D	4,00	2,40																																																			
E	2,30	4,00																																																			
F	0,00	4,25																																																			
G	-2,30	4,00																																																			
H	-4,00	2,40																																																			
I	-4,25	0,00																																																			
K	-4,00	-2,25																																																			
L	-2,50	-4,00																																																			
M	0,00	-2,60																																																			
N	2,45	-0,80																																																			
O	1,50	2,10																																																			
P	-1,50	2,10																																																			
R	-2,40	-0,80																																																			

You can find the assembly instruction on the next page.

## Technical data

### Common values

Connector Design	Female panel mount connector
Connector locking system	Bayonet
Termination	Solder
Wire gauge (mm)	0.25 mm <sup>2</sup>
Wire gauge (AWG)	24
Cable outlet	-
Upper temperature	85 °C
Lower temperature	-40 °C

### Electrical values

Rated voltage	60 V
Rated impulse voltage	500 V
Pollution degree	1
Overvoltage category	I
Material group	III
Rated current (40°C)	3 A
Volume resistivity	≤ 3 mΩ
EMV compliance	not shielded
Degree of protection	IP40
Mechanical operation	> 500 mating cycles

### Material

Material of contact	CuSn (Bronze)
Contact plating	Au (Gold)
Material of contact body	PBT (UL 94 V-0)
Material of housing	PA (UL 94 V-0)

Contacts: 16, female panel mount connector

Product

Contacts: 16, female panel mount

Area

Bayonet IP40 Series 678

Pole

connector  
16

Article number

99 0660 00 16

Installation instructions / Mounting cutout

