

Product sheet

Subminiature connector



Product	Contacts: 3, Cable plug connector with strain relief	Area	Snap-in IP40 Series 719
Pole	3	Article number	09 9747 70 03

Illustration	Scale drawing	Contact Arrangement												
		<table border="1" style="margin-left: 20px;"> <thead> <tr> <th></th> <th>X</th> <th>Y</th> </tr> </thead> <tbody> <tr> <td>1</td> <td>1,20</td> <td>-0,70</td> </tr> <tr> <td>2</td> <td>0,00</td> <td>1,40</td> </tr> <tr> <td>3</td> <td>-1,20</td> <td>-0,70</td> </tr> </tbody> </table>		X	Y	1	1,20	-0,70	2	0,00	1,40	3	-1,20	-0,70
	X	Y												
1	1,20	-0,70												
2	0,00	1,40												
3	-1,20	-0,70												

You can find the item description on the next page.

Technical data

Common values

Connector Design	Cable plug connector
Connector locking system	Snap
Termination	Solder
Wire gauge (mm)	0.25 mm ²
Wire gauge (AWG)	24
Cable outlet	max. 4 mm
Upper temperature	70 °C
Lower temperature	-25 °C

Cable data

material housing	-
Insulation single lead	-
Single lead structure	-
Conductor resistance	-

Electrical values

Rated voltage	60 V
Rated impulse voltage	800 V
Pollution degree	1
Overvoltage category	II
Material group	III
Rated current (40°C)	3 A
Volume resistivity	≤ 3 mΩ
EMV compliance	not shieldable
Degree of protection	IP40
Mechanical operation	> 100 mating cycles

Material

Material of contact	CuZn (Brass)
Contact plating	Au (Gold)
Material of contact body	PA
Material of housing	PA

Contacts: 3, Cable plug connector with strain relief, max. cable outlet 4 mm

Product

Contacts: 3, Cable plug connector with strain relief
3

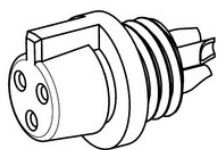
Area
Article number

Snap-in IP40 Series 719
09 9747 70 03

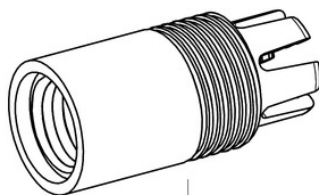
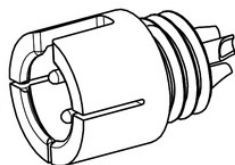
Pole

Item description

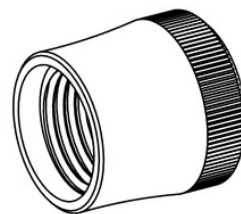
Buchseneinsatz
female insert



Steckereinsatz
male insert



Klemmkorb
pinch ring



Druckschraube
pressing screw