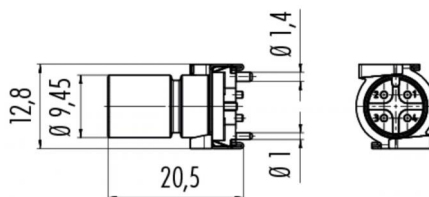


Product **Polzahl 8: Einbaustecker, SMT**
Area **M12-A Series 713/763**
Article number **09 0381 600 08**

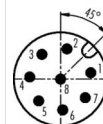
Illustration



Scale drawing



Contact Arrangement



	X	Y
1	2,69	0,57
2	0,57	2,69
3	-1,66	2,20
4	-2,75	0,19
5	-1,94	-1,94
6	0,19	-2,74
7	2,20	-1,65
8	0,00	0,00

- 1 weiß/white
- 2 braun/brown
- 3 grün/green
- 4 gelb/yellow
- 5 grau/grey
- 6 rosa/pink
- 7 blau/blue
- 8 rot/red

Geschimte Versionen: Schirm auf Gehäuse oder Pin 8
Shielded versions: shield on housing or pin 8

You can find the assembly instruction on the next page.

Technical data

General features

Connector Design integrated plug
Connector locking system bolted
Termination dip-solder
Upper temperature 85 °C
Lower temperature -40 °C

Electrical parameters

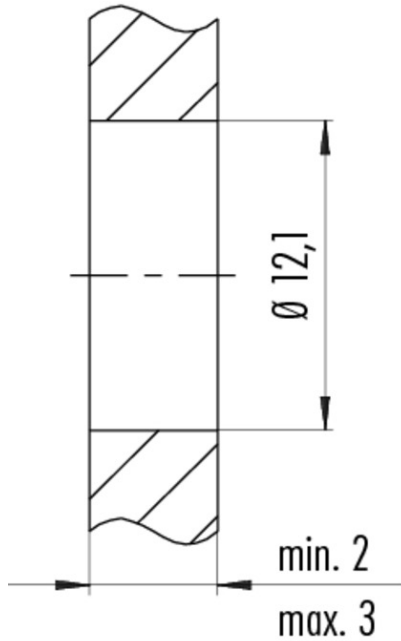
Rated voltage 30 V
Rated impulse voltage 800 V
Pollution degree 3
Overvoltage category II
Material group III
Rated current (40°C) 1,5 A
Volume resistivity ≤ 3 mΩ
EMV compliance shieldable
Degree of protection IP67
Mechanical operation > 50 Mating cycles

Material

Material of contact CuZn (Messing)
Contact plating Au (gold)
Material of contact body LCP

Product **Polzahl 8: Einbaustecker, SMT**
Area **M12-A Series 713/763**
Article number **09 0381 600 08**

Installation instructions / Mounting cutout



Anzugsdrehmoment / *Tightening moment*
M12 x 1 6,25 Nm