

Product Pole	Contacts: 8, female cable connector 8	Area Article number	Bayonet IP40 Series 710 99 9480 100 08
--------------	---	---------------------	--

Illustration	Scale drawing	Contact Arrangement																											
		<table border="1" style="margin-left: auto; margin-right: auto;"> <thead> <tr> <th></th> <th>X</th> <th>Y</th> </tr> </thead> <tbody> <tr><td>1</td><td>-0,90</td><td>-1,65</td></tr> <tr><td>2</td><td>-1,85</td><td>-0,35</td></tr> <tr><td>3</td><td>-1,45</td><td>1,20</td></tr> <tr><td>4</td><td>0,00</td><td>1,85</td></tr> <tr><td>5</td><td>1,45</td><td>1,20</td></tr> <tr><td>6</td><td>1,85</td><td>-0,35</td></tr> <tr><td>7</td><td>0,90</td><td>-1,65</td></tr> <tr><td>8</td><td>0,00</td><td>0,00</td></tr> </tbody> </table>		X	Y	1	-0,90	-1,65	2	-1,85	-0,35	3	-1,45	1,20	4	0,00	1,85	5	1,45	1,20	6	1,85	-0,35	7	0,90	-1,65	8	0,00	0,00
	X	Y																											
1	-0,90	-1,65																											
2	-1,85	-0,35																											
3	-1,45	1,20																											
4	0,00	1,85																											
5	1,45	1,20																											
6	1,85	-0,35																											
7	0,90	-1,65																											
8	0,00	0,00																											

You can find the item description on the next page.

Technical data

Common values

Connector Design	Female cable connector
Connector locking system	Bayonet
Termination	Solder
Wire gauge (mm)	0.14 mm ²
Wire gauge (AWG)	26
Cable outlet	3 - 4 mm
Upper temperature	85 °C
Lower temperature	-40 °C

Cable data

material housing	-
Insulation single lead	-
Single lead structure	-
Conductor resistance	-

Electrical values

Rated voltage	125 V
Rated impulse voltage	1500 V
Pollution degree	1
Overvoltage category	II
Material group	III
Rated current (40°C)	1 A
Volume resistivity	≤ 3 mΩ
EMV compliance	not shieldable
Degree of protection	IP40
Mechanical operation	> 500 mating cycles

Material

Material of contact	CuSn (Bronze)
Contact plating	Au (Gold)
Material of contact body	PA (UL 94 V-0)
Material of housing	PA (UL 94 HB)

Contacts: 8, female cable connector, cable outlet 3 -4 mm

Product
Pole

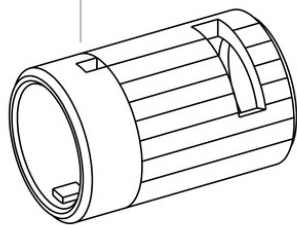
Contacts: 8, female cable connector
8

Area
Article number

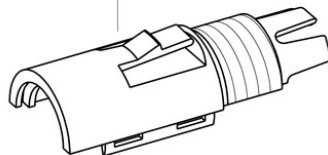
Bayonet IP40 Series 710
99 9480 100 08

Item description

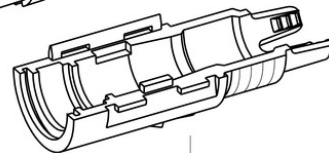

Gewinding Dose
connection ring female connector



Trägerhalbschale-Oberteil (schwarz)
carrier sleeve part 1 (black)



Buchseneinsatz
female insert



Trägerhalbschale-Unterteil (grau)
carrier sleeve part 2 (grey)

Druckschraube
pressing screw

