

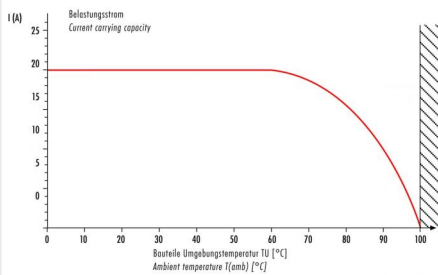
Product
Pole

Contacts: 24, female cable connector
24

Area
Article number

RD30 Power Series 694
99 0738 03 24

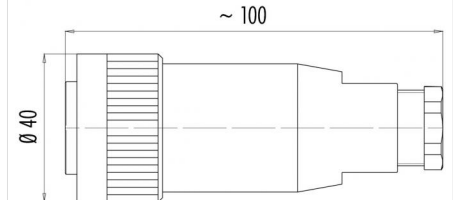
Deratingkurven



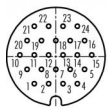
Illustration



Scale drawing



Contact Arrangement



	X	Y
1	-5,25	-6,60
2	-1,75	-6,60
3	1,75	-6,60
4	5,25	-6,60
5	7,00	-3,10
6	3,50	-3,10
7	0,00	-3,10
8	-3,50	-3,10
9	-7,00	-3,10
10	-8,75	0,40
11	-5,25	0,40
12	-1,75	0,40
13	1,75	0,40
14	5,25	0,40
15	8,75	0,40
16	7,00	3,90
17	3,50	3,90
18	0,00	3,90
19	-3,50	3,90
20	-7,00	3,90
21	-5,25	7,40
22	-1,75	7,40
23	1,75	7,40
24	5,25	7,40

You can find the item description on the next page.

Technical data

Common values

Connector Design	Female cable connector
Connector locking system	screw
Termination	Solder
Wire gauge (mm)	0.25 mm ²
Wire gauge (AWG)	24
Cable outlet	14 - 18 mm
Upper temperature	100 °C
Lower temperature	-40 °C

Electrical values

Rated voltage	125 V
Rated impulse voltage	2500 V
Pollution degree	3
Overvoltage category	III
Material group	III
Rated current (40°C)	3 A
Volume resistivity	≤ 3 mΩ
EMV compliance	not shielded
Degree of protection	IP65
Mechanical operation	> 500 mating cycles

Material

Material of contact	CuSn (Bronze)
Contact plating	Au (Gold)
Material of contact body	PA (UL 94 HB)
Material of housing	PA (UL 94 V-0)

Contacts: 24, female cable connector, cable outlet 14 - 18 mm

Product
Pole

Contacts: 24, female cable connector
24

Area
Article number

RD30 Power Series 694
99 0738 03 24

Item description

