

Product sheet

Subminiature connector

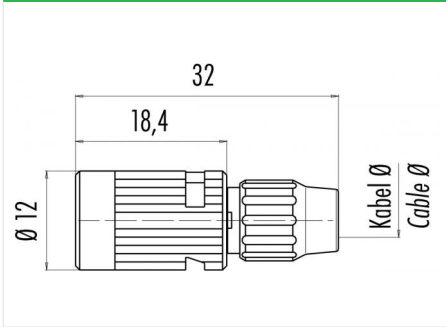


Product Pole	Contacts: 5, female cable connector 5	Area Article number	Bayonet IP40 Series 710 99 0996 102 05
--------------	---	---------------------	--

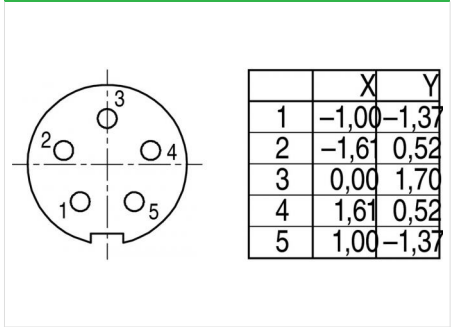
Illustration



Scale drawing



Contact Arrangement



You can find the item description on the next page.

Technical data

Common values

Connector Design	Female cable connector
Connector locking system	Bayonet
Termination	Solder
Wire gauge (mm)	0.25 mm ²
Wire gauge (AWG)	24
Cable outlet	4 - 5 mm
Upper temperature	85 °C
Lower temperature	-40 °C

Cable data

material housing	-
Insulation single lead	-
Single lead structure	-
Conductor resistance	-

Electrical values

Rated voltage	125 V
Rated impulse voltage	1500 V
Pollution degree	1
Overvoltage category	II
Material group	III
Rated current (40°C)	3 A
Volume resistivity	≤ 3 mΩ
EMV compliance	not shieldable
Degree of protection	IP40
Mechanical operation	> 500 mating cycles

Material

Material of contact	CuSn (Bronze)
Contact plating	Au (Gold)
Material of contact body	PA (UL 94 V-0)
Material of housing	PA (UL 94 HB)

Contacts: 5, female cable connector, cable outlet 4 -5 mm

Product
Pole

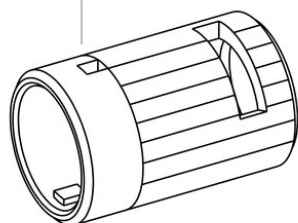
Contacts: 5, female cable connector
5

Area
Article number

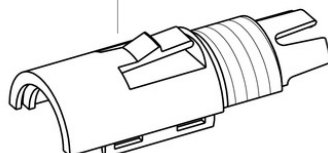
Bayonet IP40 Series 710
99 0996 102 05

Item description


Gewinding Dose
connection ring female connector



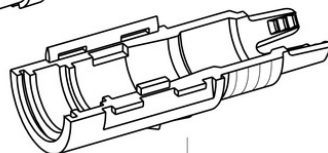
Trägerhalbschale-Oberteil (schwarz)
carrier sleeve part 1 (black)



Buchseneinsatz
female insert



Trägerhalbschale-Unterteil (grau)
carrier sleeve part 2 (grey)



Druckschraube
pressing screw

