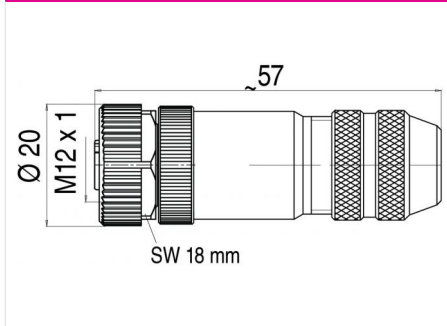


Product	Contacts: 5, Female cable connector, shieldable, screw terminal connection, static ring version with die-cast threaded ring, with UL approval	Area	M12-B Series 715
Pole	5	Article number	99 1436 935 05

Illustration



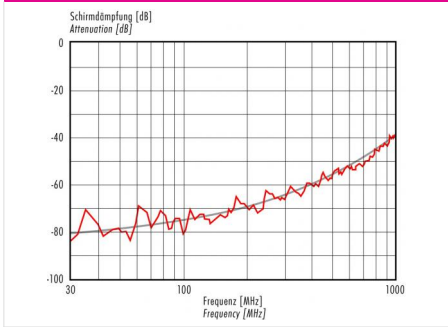
Scale drawing



Contact Arrangement

	X	Y
1	-2,50	0,00
2	0,00	2,50
3	2,50	0,00
4	0,00	-2,50
5	0,00	0,00

Attenuation characteristic



You can find the item description and assembly instruction on the next page.

Technical data

Common values

Connector Design	Female cable connector
Connector locking system	screw
Termination	Screwing
Wire gauge (mm)	0.75 mm ²
Wire gauge (AWG)	18
Cable outlet	8 - 10 mm
Upper temperature	85 °C
Lower temperature	-40 °C

Electrical values

Rated voltage	125 V
Rated impulse voltage	1500 V
Pollution degree	3
Overvoltage category	II
Material group	III
Rated current (40°C)	4 A
Volume resistivity	≤ 3 mΩ
EMV compliance	shielded
Degree of protection	IP67
Mechanical operation	> 100 mating cycles

Cable data

material housing	-
Insulation single lead	-
Single lead structure	-
Conductor resistance	-
Bending radius cable fixed	-
Bending radius cable movable	-

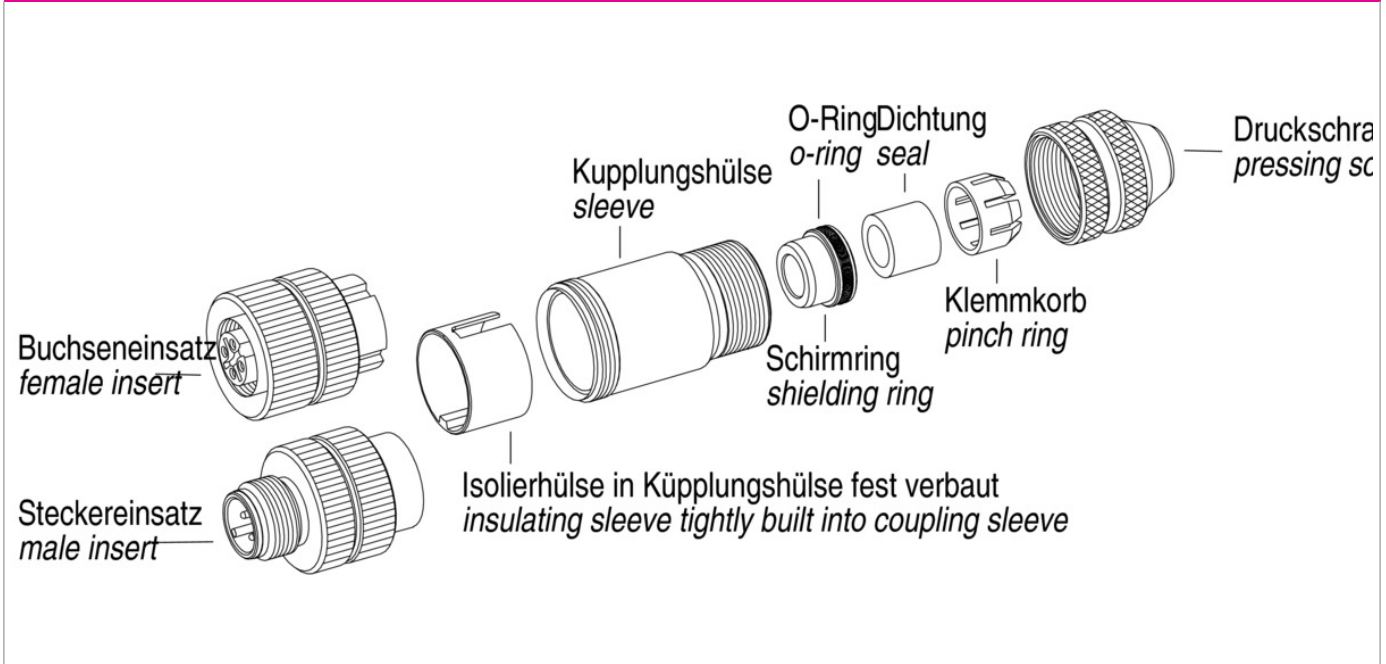
Material

Material of contact	CuZn (Brass)
Contact plating	Au (Gold)
Material of contact body	PA
Material of housing	PA, nickel-plated zinc die casting/ PA

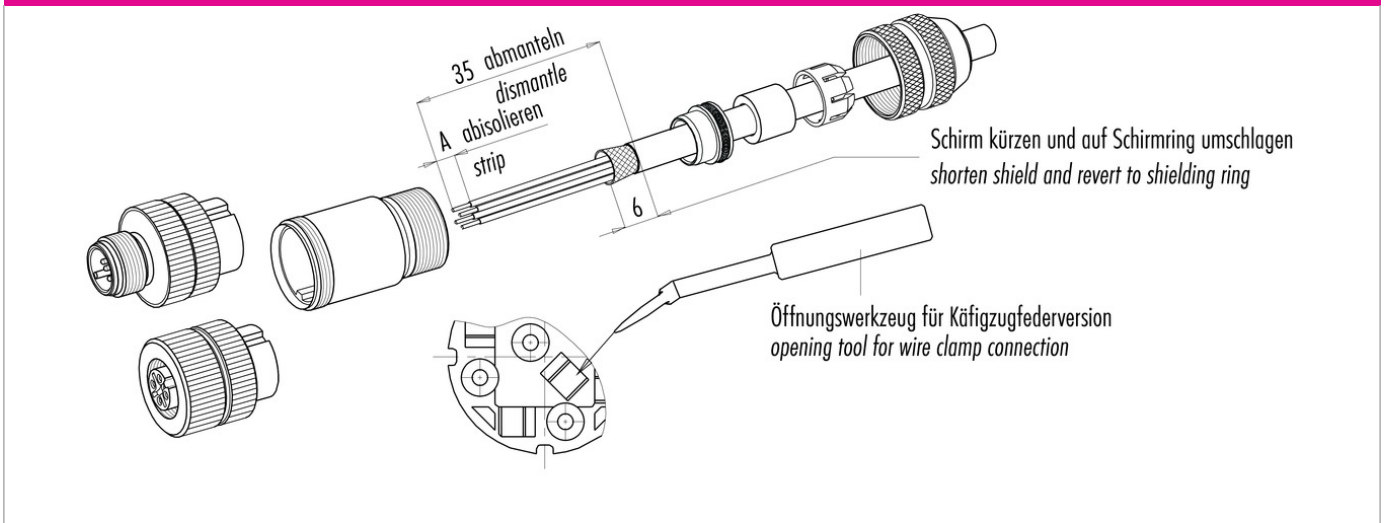
cable outlet: 8 - 10 mm, Contacts: 5, Female cable connector, shieldable, screw terminal connection, static ring version, with UL approval

Product	Contacts: 5, Female cable connector, shieldable, screw terminal connection, static ring version with die-cast threaded ring, with UL approval	Area	M12-B Series 715
Pole	5	Article number	99 1436 935 05

Item description



Installation instructions / Mounting cutout



	Schraubklemmversion screw connection	Käfigzugfederversion wire clamp connection
Maß A/mm measure A/mm	5	7