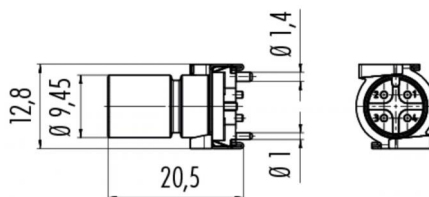


Product **Polzahl 4: Einbaustecker, SMT**
Area **M12-A Series 713/763**
Article number **09 0431 600 04**

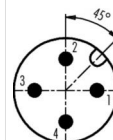
Illustration



Scale drawing



Contact Arrangement



	X	Y
1	2,50	0,00
2	0,00	2,50
3	-2,50	0,00
4	0,00	-2,50

- 1 braun/brown
- 2 weiß/white
- 3 blau/blue
- 4 schwarz/black

Geschirmte Versionen: Schirm auf Gehäuse
Shielded versions: shield on housing

You can find the assembly instruction on the next page.

Technical data

General features

Connector Design integrated plug
Connector locking system bolted
Termination dip-solder
Upper temperature 85 °C
Lower temperature -40 °C

Electrical parameters

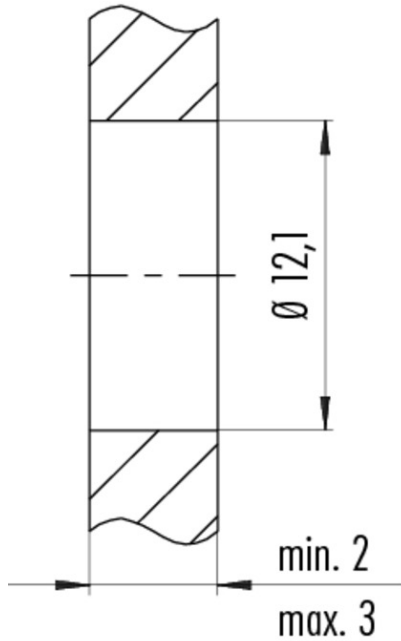
Rated voltage 250 V
Rated impulse voltage 2500 V
Pollution degree 3
Overvoltage category II
Material group III
Rated current (40°C) 4 A
Volume resistivity ≤ 3 mΩ
EMV compliance shieldable
Degree of protection IP67
Mechanical operation > 50 Mating cycles

Material

Material of contact CuZn (Messing)
Contact plating Au (gold)
Material of contact body LCP

Product **Polzahl 4: Einbaustecker, SMT**
Area **M12-A Series 713/763**
Article number **09 0431 600 04**

Installation instructions / Mounting cutout



Anzugsdrehmoment / *Tightening moment*
M12 x 1 6,25 Nm