

Product	<b>Contacts: 4, Female panel mount connector with single wires, 0.25mm<sup>2</sup>, with UL approval</b>	Area	<b>M8 Series 768/718</b>
Pole	<b>4</b>	Article number	<b>09 3390 00 04</b>

Illustration	Scale drawing	Contact Arrangement
		<p>1 braun/brown 2 weiß/white 3 blau/blue 4 schwarz/black</p>

You can find the assembly instruction on the next page.

## Technical data

### Common values

Connector Design	Female panel mount connector
Connector locking system	screw
Termination	Single wires 0.25
Wire gauge (mm)	0.25 mm <sup>2</sup>
Wire gauge (AWG)	24
Upper temperature	85 °C
Lower temperature	-40 °C

### Electrical values

Rated voltage	30 V
Rated impulse voltage	800 V
Pollution degree	3
Overvoltage category	II
Material group	II
Rated current (40°C)	4 A
Volume resistivity	≤ 3 mΩ
EMV compliance	not shielded
Degree of protection	IP67
Mechanical operation	> 100 mating cycles

### Material

Material of contact	CuSn (Bronze)
Contact plating	Au (Gold)
Material of contact body	PA
Material of housing	CuZn (Brass nickel-plated)

Contacts: 4, Female panel mount connector with single wires, 0.25mm<sup>2</sup>, with UL approval

Product

**Contacts: 4, Female panel mount connector with single wires, 0.25mm<sup>2</sup>, with UL approval**

Area  
Article number

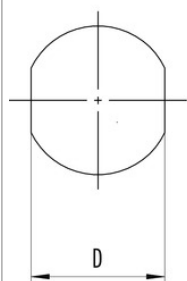
**M8 Series 768/718**  
**09 3390 00 04**

Pole

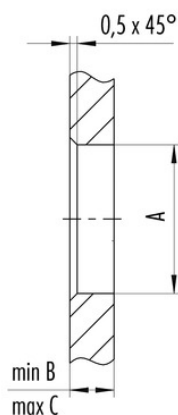
4

### Installation instructions / Mounting cutout

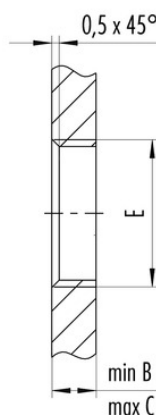
Mit Fläche als Verdrehschutz  
With flats as anti-rotation device



Mit Durchgangsbohrung  
With bore hole



Mit Gewinde, einschraubbar  
With thread to screw in



Gewinde E/thread E	A	B	C	D
M8 x 0,5	8,1	2,5	4,5	7,1
M10 x 0,75	10,1	2,5	5,0	9,1

Anzugsdrehmoment/Tightening moment 1 Nm